RATHBONES ASSET MANAGEMENT

Rathbone Global Opportunities Fund

I GBP ACC
30 September 2026

Investment Objective

The objective of the fund is to deliver a greater total return than the IA Global Sector, after fees, over any five-year period.

There is no guarantee that this investment objective will be achieved over five years, or any other time period.

We use the IA Global sector as a target for our fund's return because we aim to achieve a better return than the average of funds that are similar to ours

Investment Strategy

This is a stock-picking fund, which means we invest in a small number of global stocks. We search developed countries for innovative and scalable businesses that are growing fast and shaking up their industries.
To be successful, we believe businesses have to offer something that others can't match – a star quality. They must be easy to understand, different to their competitors, durable to change and difficult to imitate. Companies must have a plan to grow rapidly without running out of money or overstretching their resources. Our speciality is spotting these businesses before they are household names.
We buy companies of all sizes, but our sweet spot is mid-sized growth companies in developed markets. We avoid investing in companies listed in emerging markets.
We avoid investing in businesses which have previously performed poorly, preferring those with an unblemished past. We don't invest in unpredictable sectors with poor growth prospects. To reduce risk, we hold a defensive bucket of companies with slow and steady growth that should be less sensitive to the economy.

Fund performance 5 years

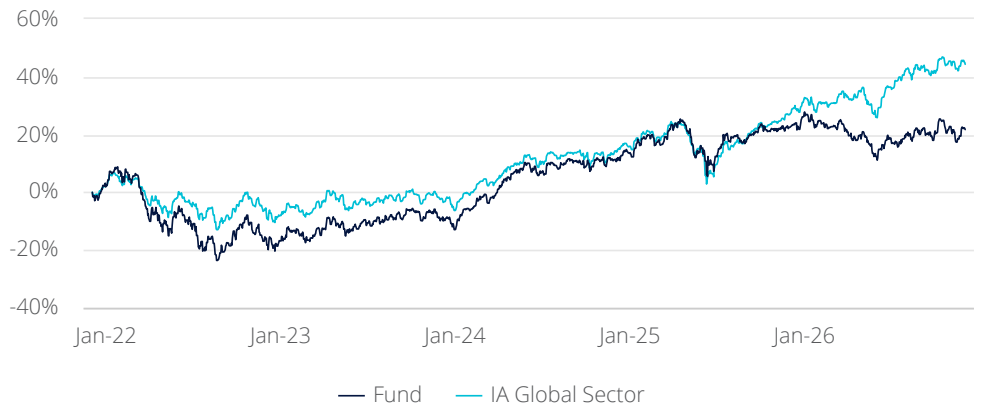

30.09.2021 to 30.09.2026, percentage change. **Past performance should not be seen as an indication of future performance. The value of investments and the income from them may go down as well as up and you may not get back your original investment.**

Fund Ratings

MORNINGSTAR ★★★★

Sustainable Ratings

MSCI ESG RATINGS A
CCC B BB BBB A AA AAA

Manager ratings

ALPHA MANAGER 2023
James Thomson

Management

James Thomson
Lead Fund Manager
Manager since 01.11.2003

Sammy Dow
Fund Manager
Manager since 01.07.2014

Strategy

Searching for industry champions, and overlooked and under-the-radar opportunities for growth.

Key Information

Annual management charge	0.75%
Ongoing charges figure	0.79%
Size of fund	£3,027.05M
Strategy AUM	£3,124.60M
Fund launch date	09.05.2001
Shareclass inception date	01.03.2012
Target	IA Global Sector
Historic yield	0.21%
Minimum initial investment	£1,000
SEDOL	B7FQLN1
ISIN	GB00B7FQLN12

Medalist Rating 27.04.2026

MORNINGSTAR Silver

Morningstar Medalist Rating Data Coverage percent	100
Morningstar Medalist Rating Analyst Driven percent	100

Fund performance and volatility

Cumulative Performance (%)			
Data as at 30 September 2026:	1 year	3 years	5 years
Fund	-0.87	33.95	21.71
IA Global Sector	13.28	47.48	44.31
Quartile rank	4	3	4

Calendar Year Performance (%)					
	2025	2024	2023	2022	2021
Fund	5.73	17.16	17.99	-20.57	20.15
IA Global Sector	10.82	12.80	12.67	-11.29	17.55

Discrete Performance, to previous quarter (%)					
12 months ending:	Sep 2026	Sep 2025	Sep 2024	Sep 2023	Sep 2022
Fund	-0.87	11.00	21.73	11.25	-18.32
IA Global Sector	13.28	11.82	16.42	7.72	-9.15

Data using prices as at 30.09.2026. Rathbone Global Opportunities Fund I Acc were launched on 01.03.2012. Performance is shown net income re-invested and net of expenses and tax. **Past performance should not be seen as an indication of future performance. The value of investments and the income from them may go down as well as up and you may not get back your original investment.**

Sector breakdown

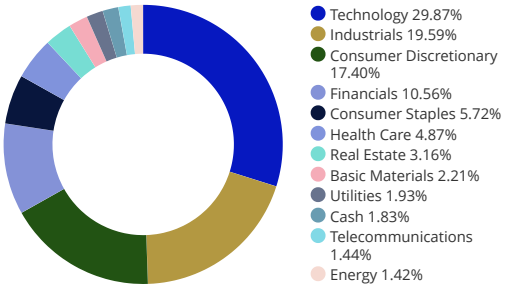

Top holdings %

Crowdstrike	3.87
NVIDIA	3.87
Amphenol	3.85
Alphabet Inc	3.35
ARM Holdings Plc	3.02
Apple Inc	2.75
Amazon	2.62
Microsoft	2.61
Schneider Electric SE	2.48
Next	2.31

Market cap breakdown

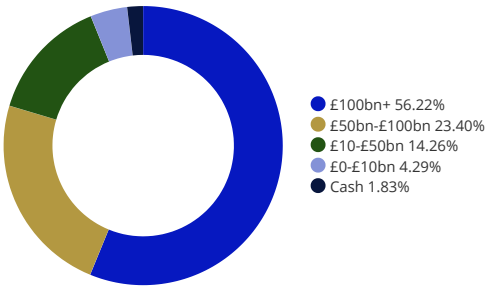

Geographical split

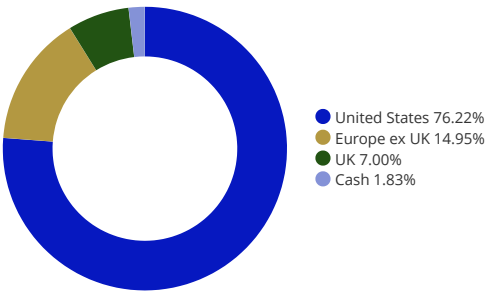

Product Availability

For investment advisor, third party availability - all major platforms.
For more information, please see our 'distribution partners' page on the 'How to invest' section of our website www.rathbones.com/am

Company Information

Rathbones Asset Management Limited
30 Gresham Street, London EC2V 7QN
Tel 020 7399 0000

Authorised and regulated by the Financial Conduct Authority

A member of the Investment Association (IA)

A member of the Rathbones Group. Registered No. 02376568

Information line
020 7399 0399
ram@rathbones.com
rathbones.com/am

Forward daily: 9.00am-5.00pm
Valuation point: 12.00 midday
Dealing/valuation: 0330 123 3810
Information line: 020 7399 0399

Important Information

Copies of the Prospectus, the Key Investor Information Document (KIID), the Supplementary Information Document (SID), and application forms may be obtained, free of charge, from Rathbones Asset Management Limited.

Strategy AUM is composed of the AUM of funds that share an investment strategy and similar regulatory constraints and are managed by the same fund management team. Where the funds are denominated in different currencies these have been converted into the share class currency of this factsheet as at month end using the European Central Bank exchange rate.

Investors should carefully read the Key Investor Information Document (KIID), Supplementary Information Document (SID) and Prospectus for detailed investor risks and before making an investment decision.

The value of investments and the income from them may go down as well as up and you may not get back your original investment.

For more details on the investment policy please refer to the prospectus.

The annual management charge and other income expenses are paid out of the fund's income.

Details of tax levels and reliefs may change in the future. The value of any tax relief depends on individual circumstances. If you have any doubts about your tax position, or the suitability of this investment, you should seek professional advice.

Changes in rates of exchange between currencies may cause the value of investments to decrease or increase.

Emerging markets are volatile and may suffer from liquidity problems.

Important Notes

If you require clarity on any of the terms used in this factsheet then please refer to our Supplementary Information Document for further explanation.

Source performance data Morningstar.

The ongoing charges figure (OCF) includes the Annual Management Charge and all appropriate costs that may be deducted from the fund's assets, in line with current regulatory and industry guidance. Where appropriate, the OCF may include a synthetic element relating to the costs incurred in underlying collective investment undertakings, where permitted by the Prospectus. The OCF is included in the Annual or Interim report and are calculated biannually.

© 2026 Morningstar. All Rights Reserved. The information contained herein: (1) is proprietary to Morningstar and/or its content providers; (2) may not be copied or distributed; and (3) is not warranted to be accurate, complete or timely. Neither Morningstar nor its content providers are responsible for any damages or losses arising from any use of this information. Past performance is no guarantee of future results. Rating update as of 31/12/2025.

Fund Ratings

ELITE RATED by FundCalibre.com

Fund Research Centre Recommended

Accreditations

ALPHA MANAGER 2020 James Thomson — FE fundinfo Alpha Manager Awards BEST ALPHA MANAGER GLOBAL DEVELOPED EQUITIES

RSMR RATED FUND 2025

MONEY OBSERVER RATED FUND 2019