Sustainability investment labels help investors find products that have a specific sustainability theme. This product has a 'Sustainability Focus' label: it invests mainly in assets that focus on sustainability for people or the planet.

RATHBONES ASSET MANAGEMENT

Rathbone Greenbank Total Return Portfolio

S GBP INC
30 September 2026

Risk target

33.33% of the FTSE Developed stock market index volatility.

Sustainability Objectives

This fund invests in companies that operate sustainably and support the United Nations Sustainable Development Goals (SDGs). To achieve this the fund undertakes negative screening and positive alignment analysis. Full details of our approach to sustainability are contained within our Sustainability Process brochure.

Investment Objective

The objective of the fund is to deliver a greater total return than the Bank of England's Base Rate + 2%, after fees, over any three-year period. The fund aims to deliver this return with no more than one-third of the volatility of the FTSE Developed stock market Index. There is no guarantee that this investment objective will be achieved over three years, or any other time period. Your capital is at risk.

We aim to deliver this return with no more than one-third of the volatility of the FTSE Developed stock market Index. We aim to limit the amount of volatility risk our fund can take because we want our investors to understand the risk they are taking in terms of the global stock market.

Fund performance Since inception

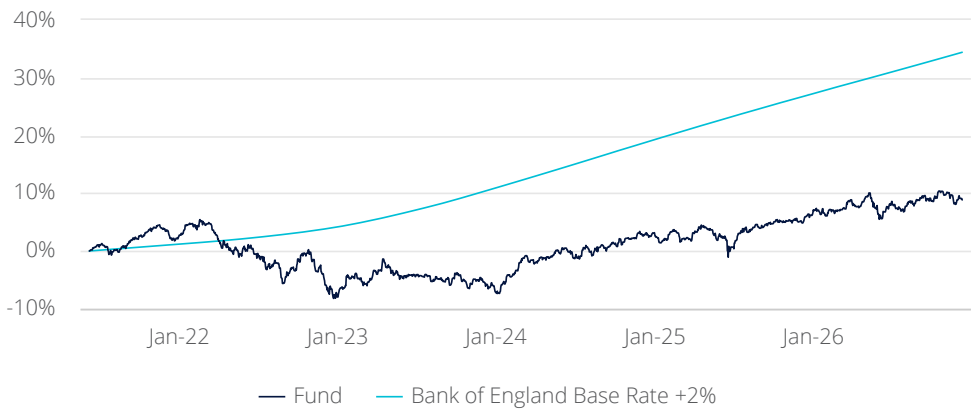

29.03.2021 to 30.09.2026, mid-mid, UK base rate, percentage change. **Past performance should not be seen as an indication of future performance. The value of investments and the income from them may go down as well as up and you may not get back your original investment.**

Fund Ratings

MORNINGSTAR ★★

Sustainable Ratings

MSCI ESG RATINGS AA

Sustainability Focus

Management

David Coombs
Fund Manager, Head of Multi-Asset Investments
Manager since 29.03.2021

Will McIntosh-Whyte
Fund Manager
Manager since 29.03.2021

Strategy

Genuinely active, globally focused, directly invested sustainable strategy.

Key Information

Annual management charge	0.50%
Ongoing charges figure	0.65%
Size of fund	£40.12M
Strategy AUM	£40.12M
Fund launch date	29.03.2021
Shareclass inception date	29.03.2021
Target	Bank of England Base Rate +2%
Historic yield	2.55%
Minimum initial investment	£1,000
SEDOL	BMQC4Q7
ISIN	GB00BMQC4Q75

Fund performance and volatility

Cumulative Performance (%)					
Data as at 30 September 2026:	YTD	1 year	3 years	5 years	Since inception
Fund	1.26	3.45	15.49	6.12	8.83
Target	4.40	6.01	21.69	33.00	34.41
Volatility as % of FTSE Developed Index	-	-	43.7	47.0	47.1

Calendar Year Performance (%)				
	2025	2024	2023	2022
Fund	5.31	2.90	4.85	-9.66
Bank of England Base Rate +2%	6.49	7.44	6.96	3.53

Discrete Performance, to previous quarter (%)					
12 months ending:	Sep 2026	Sep 2025	Sep 2024	Sep 2023	Sep 2022
Fund	3.45	2.24	9.19	1.39	-9.38
Bank of England Base Rate +2%	6.01	6.73	7.55	6.29	2.82

Data using prices as at 30.09.2026. Rathbone Greenbank Total Return Portfolio S Inc were launched on 29.03.2021. Performance shown is mid to mid, net income re-invested and net of expenses and tax. **Past performance should not be seen as an indication of future performance. The value of investments and the income from them may go down as well as up and you may not get back your original investment.**

LED risk framework

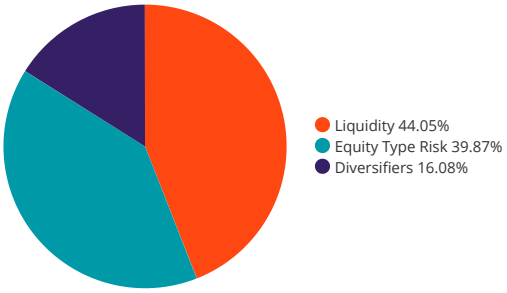

Liquidity

Range (10% - 50% of fund)

%	
Government Bonds (UK)	18.19
Cash & Equivalents	8.95
Supranational Bonds	8.90
Government Bonds (Overseas)	7.42
Corporate Bonds (Minimum A rating)	0.59

Equity-type risk

Range (20% - 60% of fund)

%	
Equities US	16.42
Equities Europe	6.81
Corporate Bonds (Investment Grade)	5.00
Equities UK	4.48
Equities Asia	3.84
Infrastructure	2.59
Government Bonds (Overseas)	0.74

Diversifiers

Range (0% - 50% of fund)

%	
Systematic Strategies	12.58
Commodities	3.49
Portfolio protection	0.01

Top 10 holdings %

UK Treasury 0.875% 31/07/2033	6.41
Cash	5.65
UK Treasury 4% 22/10/2031	4.89
UK Treasury 0.375% 22/10/2026	3.30
New South Wales 2.5% 22/11/2032	3.21
UK Treasury 0.75% IL 03/2034	2.93
UK Treasury 0.625% 31/07/2035	2.44
European Investment Bank 4.125% 13/02/2034	2.10
European Investment Bank 2.625% 04/09/2034	1.97
UK Treasury 1.625% 22/10/2028	1.52

Top 10 holdings %

NVIDIA	1.24
Microsoft	1.11
Taiwan Semiconductor	1.09
ASML	0.89
DBS Group	0.83
National Grid Plc	0.80
Equinix Inc	0.76
Alphabet Inc	0.76
Bupa Finance 5% 12/26	0.75
Norway Govt 1.75% 17/02/2027	0.74

Top 10 holdings %

Societe Generale VRR Index (US Rates Volatility) August 2027	3.55
Bank of America European Catapult Strategy May 2028	2.49
JP Morgan EIB Orbital Dispersion Note November 2030	2.20
Citi Commodity Curve Seasonally Adjusted Note June 2031	1.90
Callable Participation Notes on Royal Mint Responsibly Sourced Physical Gold ETC	1.53
Societe Generale USD Balloon Phoenix Autocall April 2035	1.52
GS Sustainable Finance Responsibly Sourced Gold 16% Callable October 2031	1.41
Morgan Stanley 17.45% Copper Callable Green Note Jan 2031	0.55
BNPP European Rates Volatility Notional Weighted October 2027	0.47
BNPP European Rates Volatility Gamma Weighted October 2027	0.44

Asset class

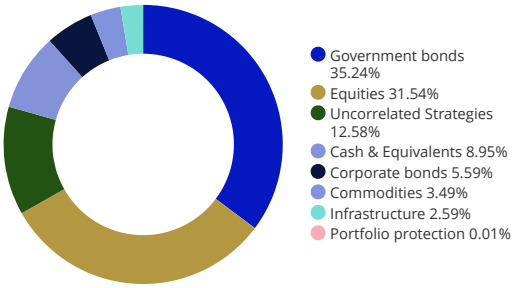

Sustainability category breakdown

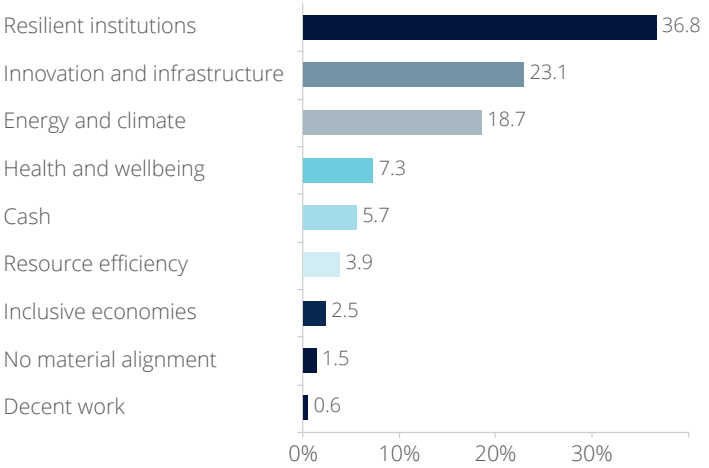

Product Availability

For investment advisor, third party availability - all major platforms.
For more information, please see our 'distribution partners' page on the 'How to invest' section of our website www.rathbones.com/am

Company Information

Rathbones Asset Management Limited
30 Gresham Street, London EC2V 7QN
Tel 020 7399 0000

Authorised and regulated by the Financial Conduct Authority

A member of the Investment Association (IA)

A member of the Rathbones Group. Registered No. 02376568

Information line
020 7399 0399
ram@rathbones.com
rathbones.com/am

Forward daily: 9.00am-5.00pm
Valuation point: 12.00 midday
Dealing/valuation: 0330 123 3810
Information line: 020 7399 0399

Important Information

Copies of the Prospectus, the Key Investor Information Document (KIID), the Supplementary Information Document (SID), and application forms may be obtained, free of charge, from Rathbones Asset Management Limited.

Strategy AUM is composed of the AUM of funds that share an investment strategy and similar regulatory constraints and are managed by the same fund management team. Where the funds are denominated in different currencies these have been converted into the share class currency of this factsheet as at month end using the European Central Bank exchange rate.

Investors should carefully read the Key Investor Information Document (KIID), Supplementary Information Document (SID) and Prospectus for detailed investor risks and before making an investment decision.

The value of investments and the income from them may go down as well as up and you may not get back your original investment.

For more details on the investment policy please refer to the prospectus.

As the Manager's annual fee is taken from capital, that capital may be eroded or growth restricted to the extent of the charge and that, while there may as a result be a reduction in liability for Capital Gains Tax, there will be some increase in Income Tax liability for tax paying shareholders.

Details of tax levels and reliefs may change in the future. The value of any tax relief depends on individual circumstances. If you have any doubts about your tax position, or the suitability of this investment, you should seek professional advice.

Changes in rates of exchange between currencies may cause the value of investments to decrease or increase.

Emerging markets are volatile and may suffer from liquidity problems.

The use of derivatives for investment purposes may increase the volatility of a sub-fund's net asset value and may increase its risk profile.

Important Notes

If you require clarity on any of the terms used in this factsheet then please refer to our Supplementary Information Document for further explanation.

Source performance data Morningstar.

The ongoing charges figure (OCF) includes the Annual Management Charge and all appropriate costs that may be deducted from the fund's assets, in line with current regulatory and industry guidance. Where appropriate, the OCF may include a synthetic element relating to the costs incurred in underlying collective investment undertakings, where permitted by the Prospectus. The OCF is included in the Annual or Interim report and are calculated biannually.

The historic yield reflects the annualised income net of the expenses in the fund (calculated in accordance with the relevant accounting standards) as a percentage of the mid-market unit price of the fund as at the date shown. It is based on a snapshot of the portfolio on that day. It does not include any initial charge and investors may be subject to tax on their distributions.

Dynamic Planner® is a registered trademark of Distribution Technology.

© 2026 Morningstar. All Rights Reserved. The information contained herein: (1) is proprietary to Morningstar and/or its content providers; (2) may not be copied or distributed; and (3) is not warranted to be accurate, complete or timely. Neither Morningstar nor its content providers are responsible for any damages or losses arising from any use of this information. Past performance is no guarantee of future results. Rating update as of 31/12/2025.

Fund Ratings

Accreditations

Fund Risk