Sustainability investment labels help investors find products that have a specific sustainability theme. This product has a 'Sustainability Focus' label: it invests mainly in assets that focus on sustainability for people or the planet.

RATHBONES ASSET MANAGEMENT

Rathbone Greenbank Global Sustainable Bond Fund

S GBP ACC
30 September 2026

Investment Objective

The objective of the fund is to deliver a greater total return than a composite benchmark (70% ICE BofA Global Corporate Index (GBP Hedged), 15% ICE BofA Global Government Excluding Japan Index (GBP Hedged), 15% ICE BofA All Maturity Global High Yield Index (GBP Hedged)), after fees, over any rolling five-year period.

There is no guarantee that this investment objective will be achieved over five years, or any other time period.

Total return means the return we receive from the value of our investments increasing (capital growth) plus the income we receive from our investments (dividend payments).

Investment Strategy

To meet the objective, the fund manager will invest globally with at least 60% in investment grade credit (with a credit rating of AAA to BBB-). The remaining 40% of the fund may be invested in government bonds, investment grade corporate bonds or high yield corporate bonds (with a credit rating below BBB or with no rating at all). Our fund's ethical and sustainability criteria are applied by Rathbone Greenbank Investments, an ethical research division of our company, which cannot be influenced by our fund managers. Companies are assessed against positive and negative social and environmental criteria.

Fund performance Since inception

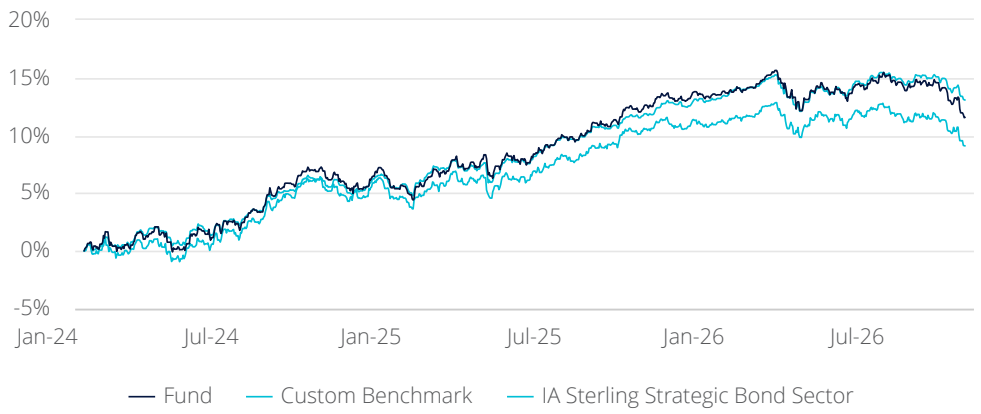

08.01.2024 to 30.09.2026, mid-mid, percentage change.*The custom benchmark performance is based on 70% ICE BofA Global Corporate Index (GBP Hedged), 15% ICE BofA Global Government Excluding Japan Index (GBP Hedged), 15% ICE BofA All Maturity Global High Yield Index (GBP Hedged). **Past performance should not be seen as an indication of future performance. The value of investments and the income from them may go down as well as up and you may not get back your original investment.**

Sustainable Ratings

MSCI ESG RATINGS AA

Sustainability Focus

Manager ratings

CITYWIRE AA
Bryn Jones

CITYWIRE AA
Stuart Chilvers

Management

Bryn Jones
Fund Manager, Head of Fixed Income
Manager since 30.11.2023

Stuart Chilvers
Fund Manager
Manager since 30.11.2023

Christie Goncalves
Assistant Fund Manager
Manager since 02.01.2024

Strategy

Investing in a better world.

Key Information

Annual management charge	0.30%
Ongoing charges figure	0.40%
Size of fund	£44.92M
Strategy AUM	£44.92M
Fund launch date	30.11.2023
Shareclass inception date	08.01.2024
Target	70% ICE BofA Global Corporate Index (GBP Hedged), 15% ICE BofA Global Government Excluding Japan Index (GBP Hedged), 15% ICE BofA All Maturity Global High Yield Index (GBP Hedged)
Comparator	IA Sterling Strategic Bond Sector
Historic yield	4.84%
Average yield to maturity	5.78%
Modified duration (years)	5.79
Minimum initial investment	£100M
SEDOL	BPK6RR8
ISIN	GB00BPK6RR80

Medalist Rating 31.07.2026

MORNINGSTAR Silver

Morningstar Medalist Rating Data Coverage percent	68
Morningstar Medalist Rating Analyst Driven percent	10

Fund performance and volatility

Cumulative Performance (%)	
Data as at 30 September 2026:	1 year
Fund	-0.61
Custom Benchmark	-1.13
Quartile rank	4

Calendar Year Performance (%)	
	2025
Fund	7.70
Custom Benchmark	6.18
IA Sterling Strategic Bond Sector	7.35

Discrete Performance, to previous quarter (%)		
12 months ending:	Sep 2026	Sep 2025
Fund	-0.61	4.82
Custom Benchmark	-1.13	3.97

Sustainability category breakdown

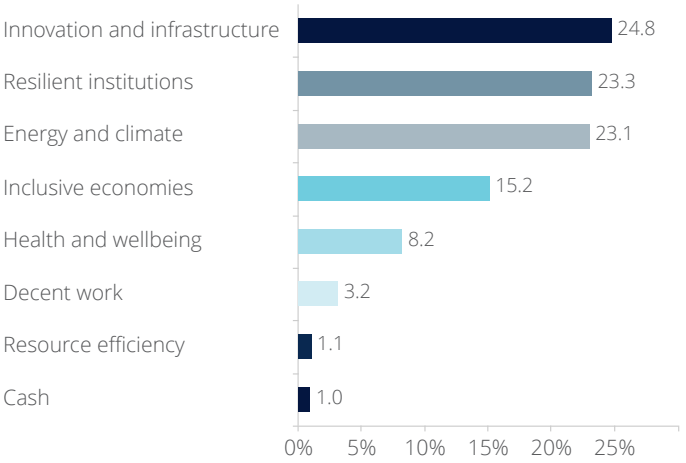

Sector breakdown

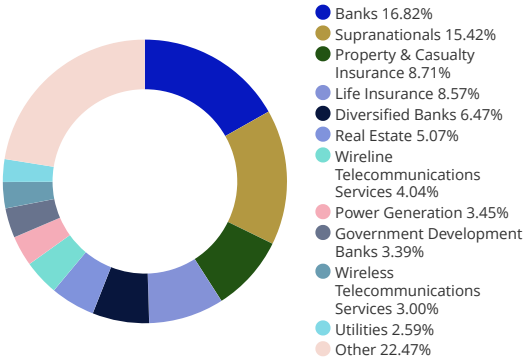

Credit quality distribution

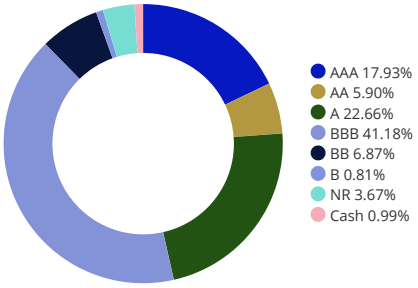

Maturity distribution

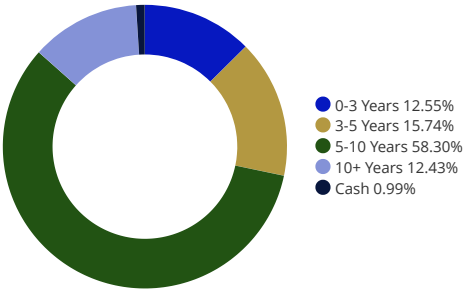

Top holdings %

International Development Bank 3.2% 07/08/2042	2.14
European Investment Bank 4.125% 13/02/2034	2.03
AXA SA 4.5% Perp	2.01
EBRD 4.25% 13/03/2034	1.89
Asian Development Bank 4.125% 12/01/2034	1.88
KFW 0% 29/06/2037	1.80
Arg Swi 4.625% VRN Perp	1.67
KFW 4.375% 28/02/2034	1.58
GlaxoSmithkline Capital 6.375% 05/2038	1.55
International Development Bank 3.5% 12/04/2033	1.52

Product Availability

For investment advisor, third party availability - all major platforms.
For more information, please see our 'distribution partners' page on the 'How to invest' section of our website www.rathbones.com/am

Company Information

Rathbones Asset Management Limited
30 Gresham Street, London EC2V 7QN
Tel 020 7399 0000

Authorised and regulated by the Financial Conduct Authority

A member of the Investment Association (IA)

A member of the Rathbones Group. Registered No. 02376568

Information line
020 7399 0399
ram@rathbones.com
rathbones.com/am

Forward daily: 9.00am-5.00pm
Valuation point: 12.00 midday
Dealing/valuation: 0330 123 3810
Information line: 020 7399 0399

Important Information

Copies of the Prospectus, the Key Investor Information Document (KIID), the Supplementary Information Document (SID), and application forms may be obtained, free of charge, from Rathbones Asset Management Limited.

Strategy AUM is composed of the AUM of funds that share an investment strategy and similar regulatory constraints and are managed by the same fund management team. Where the funds are denominated in different currencies these have been converted into the share class currency of this factsheet as at month end using the European Central Bank exchange rate.

Investors should carefully read the Key Investor Information Document (KIID), Supplementary Information Document (SID) and Prospectus for detailed investor risks and before making an investment decision.

The value of investments and the income from them may go down as well as up and you may not get back your original investment.

For more details on the investment policy please refer to the prospectus.

The annual management charge and other income expenses are paid out of the fund's capital.

Details of tax levels and reliefs may change in the future. The value of any tax relief depends on individual circumstances. If you have any doubts about your tax position, or the suitability of this investment, you should seek professional advice.

Interest rate fluctuations are likely to affect the capital value of investments within bond funds. When long term interest rates rise the capital value of units is likely to fall and vice versa. The effect will be more apparent on funds that invest significantly in long-dated securities. The value of capital and income will fluctuate as interest rates and credit ratings of the issuing companies change.

Important Notes

If you require clarity on any of the terms used in this factsheet then please refer to our Supplementary Information Document for further explanation.

Source performance data Morningstar.

The ongoing charges figure (OCF) includes the Annual Management Charge and all appropriate costs that may be deducted from the fund's assets, in line with current regulatory and industry guidance. Where appropriate, the OCF may include a synthetic element relating to the costs incurred in underlying collective investment undertakings, where permitted by the Prospectus. The OCF is included in the Annual or Interim report and are calculated biannually.

© 2026 Morningstar. All Rights Reserved. The information contained herein: (1) is proprietary to Morningstar and/or its content providers; (2) may not be copied or distributed; and (3) is not warranted to be accurate, complete or timely. Neither Morningstar nor its content providers are responsible for any damages or losses arising from any use of this information. Past performance is no guarantee of future results. Rating update as of 31/12/2025.

Fund Ratings